



Department For Empiric Researches

Political public opinion of Montenegro

February 2007.

Project supported by



**Foundation Open Society Institute
Montenegrin Office**

www.cedem.cg.yu

SAMPLE

Research conducted in period 09- 18th February 2007. Standard CEDEM's twofold stratified sample with random selection of testees in final units applied.

Projected sample: 1000 testees

Implemented sample: 994 testees from 9 municipalities (Pljevlja, Berane, Bijelo Polje, Podgorica, Nikšić, Cetinje, Herceg-Novi, Bar and Ulcinj)

Standard sample error in respect to demographic structure is 1-1.5%.

BASIC CHARACTERISTICS OF THE SAMPLE

Gender structure of teestes	%
Men	50.8
Women	49.2
TOTAL	100.0

Age structure of teestes	%
18 - 34 years	37.5
35 - 54 years	40.4
Over 55 years	21.6
No answer	0.5
TOTAL	100.0

BASIC CHARACTERISTICS OF THE SAMPLE

Religion of interviewees	%
Orthodox	74.4
Islamic	18.5
Catholics	3.2
Atheist	3.9
TOTAL	100.0

Nationality of the interviewees	%
Montenegrins	46.2
Serbs	34.2
Bosnians	3.5
Albanians	4.8
Muslims	8.9
Croats	1.2
Others	1.3
TOTAL	100.0

CONFIDENCE IN INSTITUTIONS

- Positions of the entire group of testees expressed by coefficients (K) -

Rank / Institution		N	K	SD
1	Serbian Orthodox Church	806	3,29	1.667
2	Montenegrin Parliament	979	2,96	2.124
3	President of Montenegro	919	2,69	1.439
4	Montenegrin Government	923	2,56	1.384
5	Montenegrin Police	927	2,47	1.335
6	Montenegrin Orthodox Church	733	2,35	1.518
7	Montenegrin Judiciary	898	2,26	1.245
8	Political parties in Montenegro	894	2,16	1.126

N - number of testees who expressed their position; K - Confidence coefficient;
SD - standard deviation;

CONFIDENCE IN INSTITUTIONS

- Ruling parties' supporters -

Rank / Institution	N	K	SD
President of Montenegro	277	3,98	1,099
Montenegrin Government	279	3,79	1,181
Montenegrin Parliament	284	3,67	1,540
Montenegrin Orthodox Church	206	3,44	1,440
Montenegrin Police	277	3,41	1,268
Montenegrin Judiciary	261	3,06	1,323
Political parties in Montenegro	259	2,88	1,189
Serbian Orthodox Church	202	2,53	1,552

N - number of teses who expressed their position; **K** - Confidence coefficient;
SD - standard deviation;

CONFIDENCE IN INSTITUTIONS

- Opposition parties' supporters -

Rank / Institution	N	K	SD
Serbian Orthodox Church	343	3,86	1,486
Montenegrin Parliament	375	2,49	2,110
Montenegrin Police	361	2,02	1,109
President of Montenegro	357	2,01	1,128
Montenegrin Government	356	1,92	1,041
Montenegrin Judiciary	346	1,92	1,022
Political parties in Montenegro	352	1,90	0,934
Montenegrin Orthodox Church	308	1,80	1,276

N - number of teses who expressed their position; K - Confidence coefficient;
SD - standard deviation;

CONFIDENCE IN INSTITUTIONS

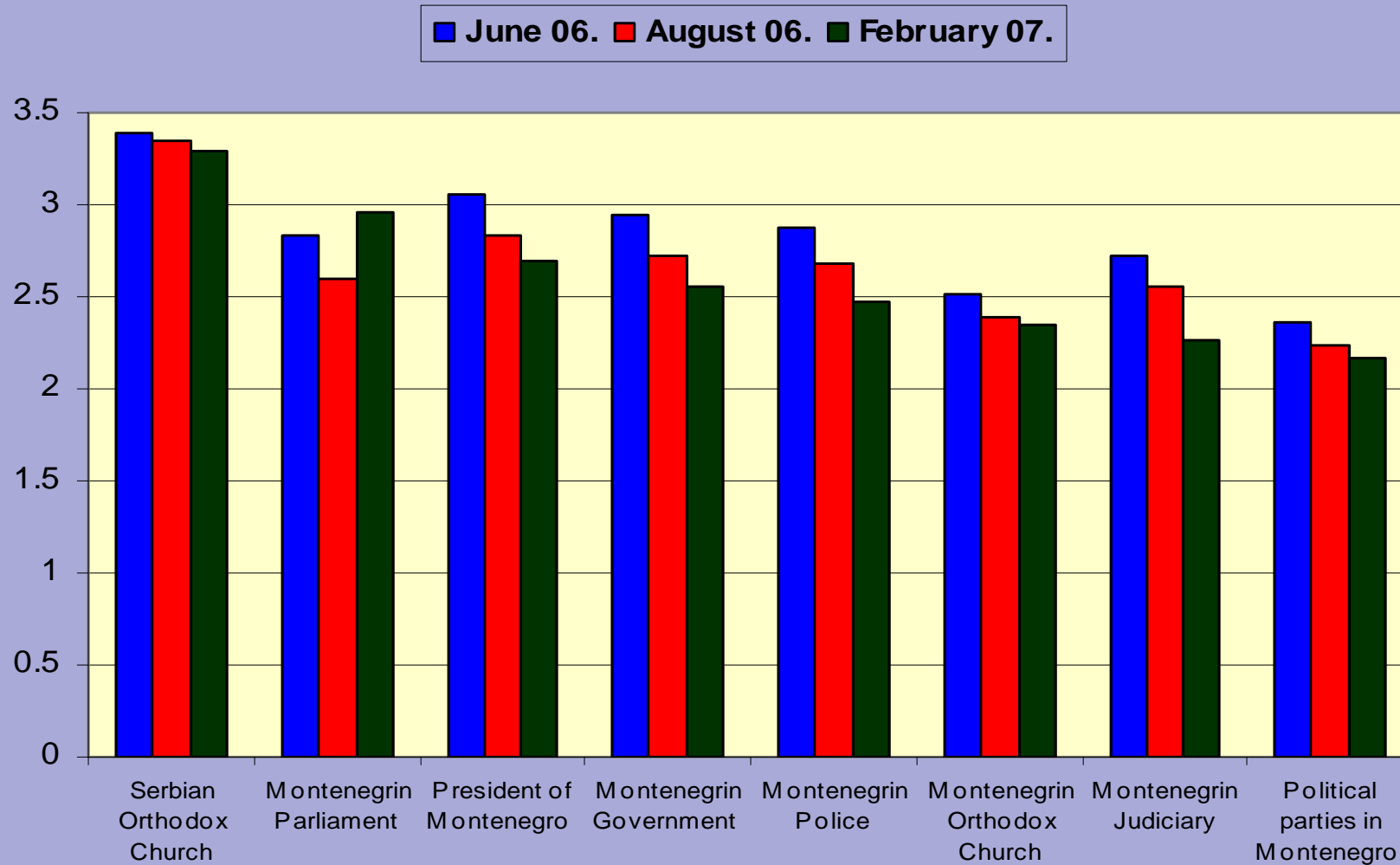
- Swing voters and abstainers -

Rank / Institution	N	K	SD
Serbian Orthodox Church	261	3,13	1,716
Montenegrin Parliament	320	2,88	2,407
President of Montenegro	285	2,31	1,256
Montenegrin Police	289	2,15	1,204
Montenegrin Government	287	2,14	1,143
Montenegrin Orthodox Church	219	2,08	1,365
Montenegrin Judiciary	291	1,94	1,077
Political parties in Montenegro	283	1,81	0,974

N - number of teses who expressed their position; K - Confidence coefficient;
SD - standard deviation;

CONFIDENCE IN INSTITUTIONS

- Trend -



EVALUATION OF POLITICAL PARTIES' PERFORMANCES IN THE PARLIAMENT

Rank	N	K	SD
PZP / Movement for Change	869	2.68	1.357
DPS / Democratic Party of Socialists	894	2.58	1.579
SDP / Social-democratic Party	876	2.30	1.447
SNS / Serbian People's Party	854	2.19	1.433
Serbian Radicals	829	1.96	1.404
NS / People's Party	855	1.93	1.192
SNP / Socialist People's Party	851	1.92	1.214
LPCG / Liberal Party of Montenegro	831	1.90	1.165
DSS / Democratic Serbian Party	842	1.83	1.153
NSS / People's Socialist Party	816	1.68	1.031
DSJ / Party of Democratic Unity	798	1.62	0.982
Bosnians' Party	805	1.55	0.971
DUA / Democratic Union of Albanians	794	1.52	0.990
DSCG / Democratic Union in Montenegro	780	1.51	0.914
HGI / Croatian Civic Initiative	775	1.46	0.900
"Albanian Alternative"	783	1.41	0.882

N - number of tessees who expressed their position
 K - Confidence coefficient
 SD - standard deviation

EVALUATION OF POLITICAL PARTIES' PERFORMANCES IN THE PARLIAMENT

- Ruling parties' supporters -

Rank	N	K	SD
DPS	281	4,26	1,064
SDP	271	3,65	1,264
PZP	265	2,45	1,233
LPCG	253	2,37	1,187
DUA	238	1,84	1,134
Bosnians' Party	248	1,78	1,070
HGI	232	1,76	1,047
DSCG	230	1,75	0,975
"Albanian Alternative"	233	1,65	0,982
SNP	259	1,46	0,807
SNS	254	1,39	0,801
NS	259	1,39	0,746
DSJ	244	1,33	0,664
NSS	251	1,31	0,671
DSS	253	1,29	0,655
Serbian Radicals	248	1,26	0,704

EVALUATION OF POLITICAL PARTIES' PERFORMANCES IN THE PARLIAMENT

- Opposition parties' supporters -

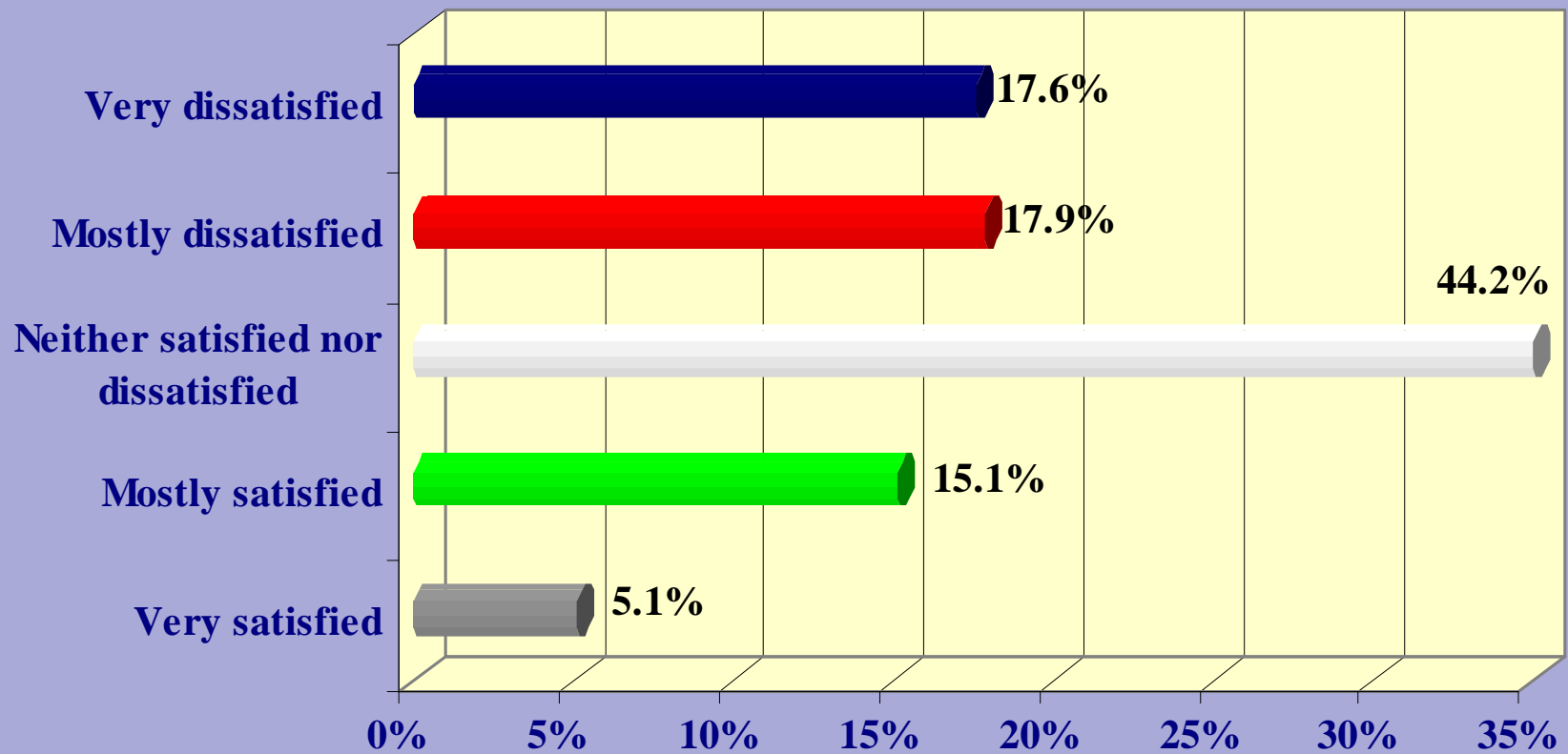
Rank	N	K	SD
PZP	349	3,09	1,399
SNS	355	2,93	1,524
Serbian Radicals	342	2,61	1,616
NS	347	2,44	1,318
SNP	347	2,42	1,383
DSS	344	2,31	1,303
NSS	326	2,06	1,221
DSJ	324	1,94	1,169
LPCG	338	1,73	1,184
DPS	351	1,70	1,056
SDP	347	1,61	1,053
Bosnians' Party	327	1,50	,979
DSCG	324	1,40	,846
DUA	330	1,39	,894
HGI	323	1,39	,872
"Albanian Alternative"	330	1,34	,862

EVALUATION OF POLITICAL PARTIES' PERFORMANCES IN THE PARLIAMENT

- Swing voters and abstainers -

Rank	N	K	SD
PZP	255	2,36	1,281
DPS	262	1,96	1,169
SNS	246	1,94	1,272
SDP	257	1,81	1,074
NS	249	1,77	1,096
Serbian Radicals	239	1,74	1,202
SNP	246	1,72	1,060
DSS	245	1,71	1,056
LPCG	240	1,63	0,949
NSS	239	1,55	0,882
DSJ	229	1,47	0,837
DSCG	226	1,43	0,904
DUA	226	1,37	0,880
Bosnians' Party	230	1,36	0,788
"Albanian Alternative"	220	1,27	0,742
HGI	220	1,26	0,665

SATISFACTION WITH THE GOVERNMENT OF MONTENEGRO



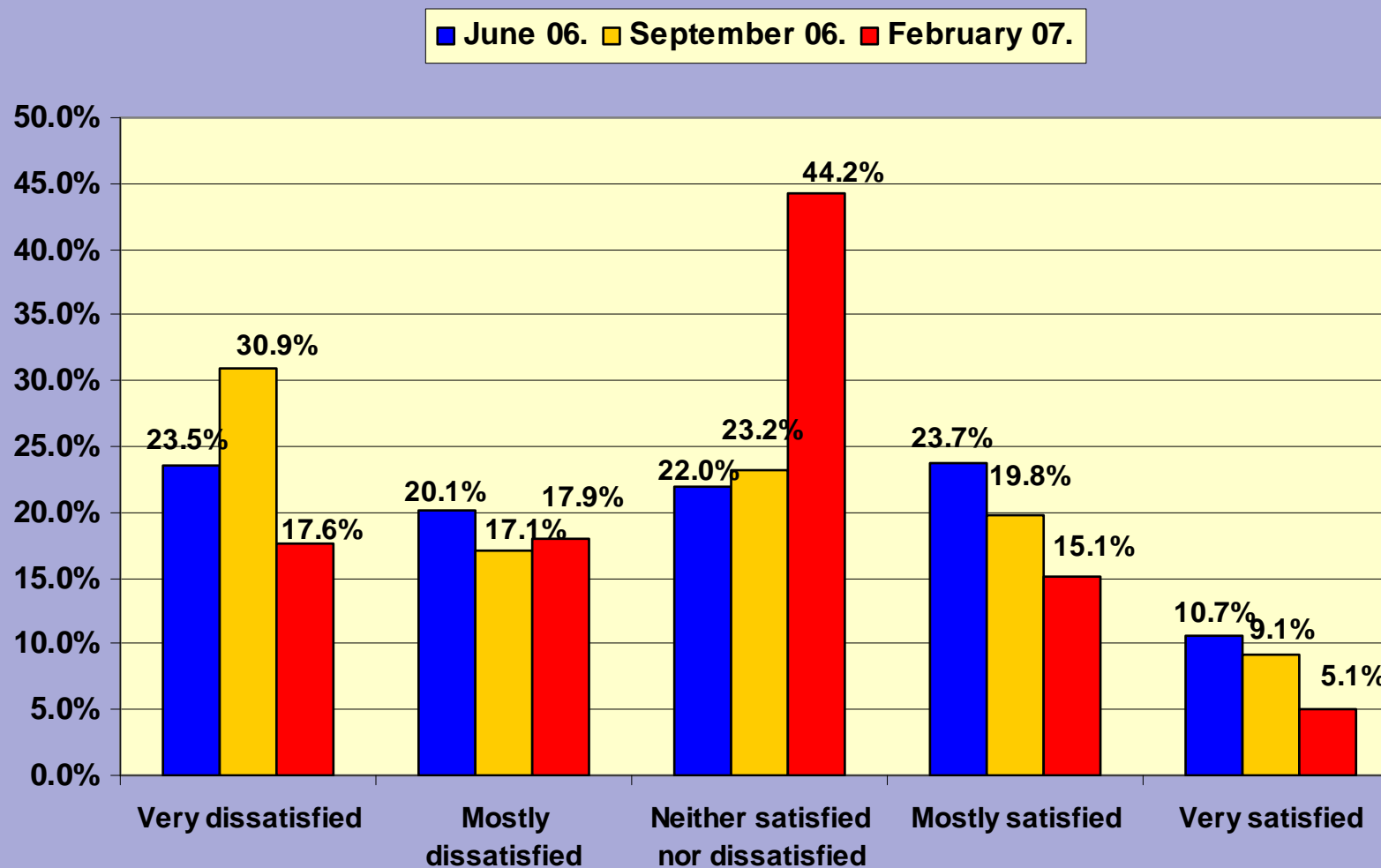
SATISFACTION WITH THE GOVERNMENT OF MONTENEGRO

Electoral preference	Satisfaction with the Government				
	Very dissatisfied	Mostly dissatisfied	Neither satisfied nor dissatisfied	Mostly satisfied	Very satisfied
Ruling parties' supporters	3.8	9.8	36.7	35.3	14.3
Opposition parties' supporters	26.1	24.0	40.3	8.3	1.3
Swing voters and abstainers	20.1	17.8	55.7	5.1	1.3

$X^2 = 256,106$; $p < 0.01$

SATISFACTION WITH THE GOVERNMENT OF MONTENEGRO

- Trend -



MINISTRIES' REFORM CAPACITIES REGARDING EU INTEGRATIONS

Ministry	Positions			
	No capacities at all	Little bit	Significant capacities	Full capacity
MINISTRY OF JUSTICE	35.3	38.8	18.2	7.7
MINISTRY OF THE INTERIOR	30.9	35.9	22.4	10.7
MINISTRY OF DEFENSE	33.3	33.5	21.8	11.4
MINISTRY OF FINANCE	30.4	34.8	22.6	12.2
FOREIGN AFFAIRS MINISTRY	29.1	28.1	25.9	17.0
MINISTRY OF ECONOMIC DEVELOPMENT	32.3	30.8	22.5	14.4
MINISTRY OF EDUCATION AND SCIENCE	28.1	35.4	22.5	14.0
MINISTRY OF MARITIME AND TRANSPORT	29.4	36.9	22.9	10.8
MINISTRY OF AGRICULTURE	28.9	32.1	24.3	14.7
MINISTRY OF TOURISM AND PROTECTION OF THE ENVIRONMENT	26.3	29.9	26.2	17.6
MINISTRY OF HEALTH AND SOCIAL CARE	37.8	32.0	18.5	11.8
MINISTRY OF CULTURE, SPORT, AND MEDIA	27.0	30.2	27.8	15.0
MINISTRY FOR PROTECTION OF HUMAN AND MINORITIES RIGHTS	35.7	28.7	21.5	14.0

MINISTRIES' REFORM CAPACITIES REGARDING EU INTEGRATIONS - RANK

Rank	N	K	SD
MINISTRY OF TOURISM AND PROTECTION OF THE ENVIRONMENT	783	2.35	1.052
MINISTRY OF CULTURE, SPORT, AND MEDIA	759	2.31	1.027
FOREIGN AFFAIRS MINISTRY	757	2.31	1.066
MINISTRY OF AGRICULTURE	773	2.25	1.030
MINISTRY OF EDUCATION AND SCIENCE	797	2.22	1.009
MINISTRY OF ECONOMIC DEVELOPMENT	771	2.19	1.044
MINISTRY OF FINANCE	777	2.17	.995
MINISTRY OF MARITIME AND TRANSPORT	767	2.15	.966
MINISTRY FOR PROTECTION OF HUMAN AND MINORITIES RIGHTS	755	2.14	1.056
MINISTRY OF THE INTERIOR	788	2.13	.973
MINISTRY OF DEFENSE	755	2.11	.998
MINISTRY OF HEALTH AND SOCIAL CARE	772	2.04	1.016
MINISTRY OF JUSTICE	783	1.98	.919

CONFIDENCE IN POLITICIANS

- Entire group of testees -

Rating of the politician		PO	SD
1	Željko ŠTURANOVIĆ	2.99	1.443
2	Nebojša MEDOJEVIĆ	2.93	1.441
3	Milo ĐUKANOVIĆ	2.86	1.700
4	Filip VUJANOVIĆ	2.82	1.485
5	Andrija MANDIĆ	2.34	1.433
6	Ranko KRIVOKAPIĆ	2.32	1.504
7	Srđan MILIĆ	2.04	1.199
8	Miodrag ŽIVKOVIĆ	1.99	1.183
9	Predrag POPOVIĆ	1.97	1.183
10	Ranko KADIĆ	1.94	1.204
11	Zoran ŽIŽIĆ	1.88	1.216
12	Emilo LABUDOVIĆ	1.87	1.274
13	Ferhat DINOŠA	1.77	1.191
14	Mehmet BARDHI	1.55	0.940
15	Rafet HUSOVIĆ	1.46	0.892
16	Vasilj SINIŠTAJ	1.36	0.755

AS – average score
SD – standard deviation

CONFIDENCE IN POLITICIANS

- Ruling parties' supporters -

Rating of the politician	PO	SD
Milo ĐUKANOVIĆ	4,53	0,995
Filip VUJANOVIĆ	4,13	1,041
Željko ŠTURANOVIĆ	4,04	1,083
Ranko KRIVOKAPIĆ	3,74	1,303
Nebojša MEDOJEVIĆ	2,47	1,275
Miodrag ŽIVKOVIĆ	2,37	1,231
Ferhat DINOŠA	2,28	1,349
Rafet HUSOVIĆ	1,82	1,019
Mehmet BARDHI	1,76	0,997
Srdan MILIĆ	1,73	0,980
Andrija MANDIĆ	1,68	1,053
Vasilj SINIŠTAJ	1,63	0,896
Predrag POPOVIĆ	1,52	0,878
Ranko KADIĆ	1,44	0,794
Zoran ŽIŽIĆ	1,40	0,799
Emilo LABUDOVIĆ	1,34	0,778

AS – average score
SD – standard deviation

CONFIDENCE IN POLITICIANS

- Opposition parties' supporters -

Rating of the politician	PO	SD
Nebojša MEDOJEVIĆ	3,50	1,383
Andrija MANDIĆ	3,02	1,517
Željko ŠTURANOVIĆ	2,49	1,340
Predrag POPOVIĆ	2,48	1,274
Ranko KADIĆ	2,46	1,326
Srdan MILIĆ	2,44	1,315
Zoran ŽIŽIĆ	2,39	1,388
Emilo LABUDOVIĆ	2,34	1,411
Filip VUJANOVIĆ	2,14	1,244
Milo ĐUKANOVIĆ	1,95	1,320
Miodrag ŽIVKOVIĆ	1,81	1,149
Ranko KRIVOKAPIĆ	1,55	1,038
Ferhat DINOŠA	1,53	1,023
Mehmet BARDHI	1,51	0,923
Rafet HUSOVIĆ	1,32	0,775
Vasilj SINIŠTAJ	1,29	0,716

AS – average score
SD – standard deviation

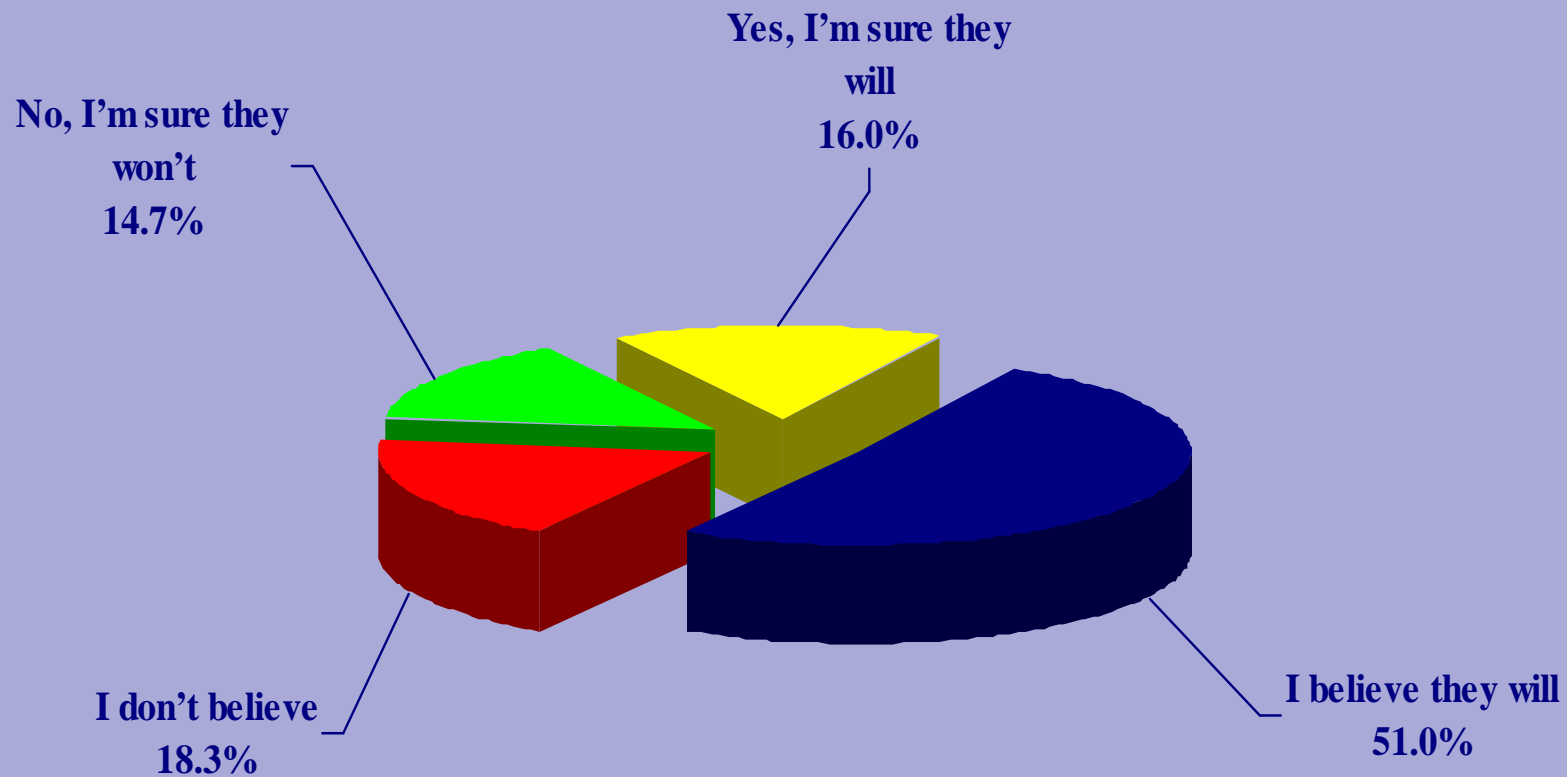
CONFIDENCE IN POLITICIANS

- Swing voters and abstainers -

Rating of the politician	PO	SD
Nebojša MEDOJEVIĆ	2,63	1,423
Željko ŠTURANOVIĆ	2,58	1,337
Filip VUJANOVIĆ	2,37	1,295
Milo ĐUKANOVIĆ	2,35	1,465
Andrija MANDIĆ	2,05	1,233
Ranko KRIVOKAPIĆ	1,88	1,173
Miodrag ŽIVKOVIĆ	1,84	1,089
Srđan MILIĆ	1,77	1,057
Emilo LABUDOVIĆ	1,74	1,236
Ranko KADIĆ	1,72	1,090
Predrag POPOVIĆ	1,72	1,054
Zoran ŽIŽIĆ	1,65	1,040
Ferhat DINOŠA	1,58	1,078
Mehmet BARDHI	1,41	0,869
Rafet HUSOVIĆ	1,30	0,798
Vasilj SINIŠTAJ	1,18	0,547

AS – average score
SD – standard deviation

WILL PARLIAMENTARY PARTIES REACH AN AGREEMENT ON NEW MONTENEGRIN CONSTITUTION?

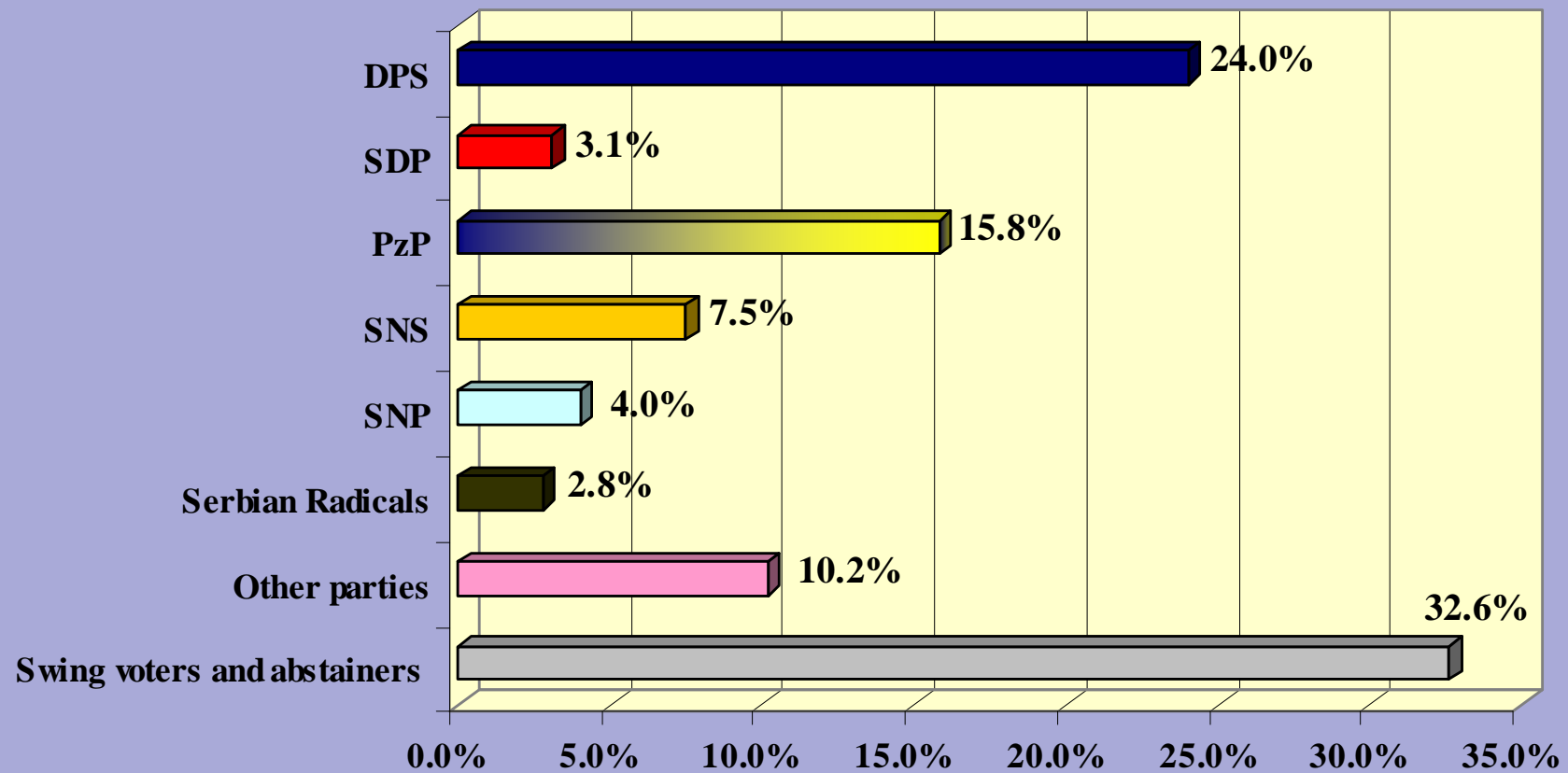


WILL PARLIAMENTARY PARTIES REACH AN AGREEMENT ON NEW MONTENEGRIN CONSTITUTION?

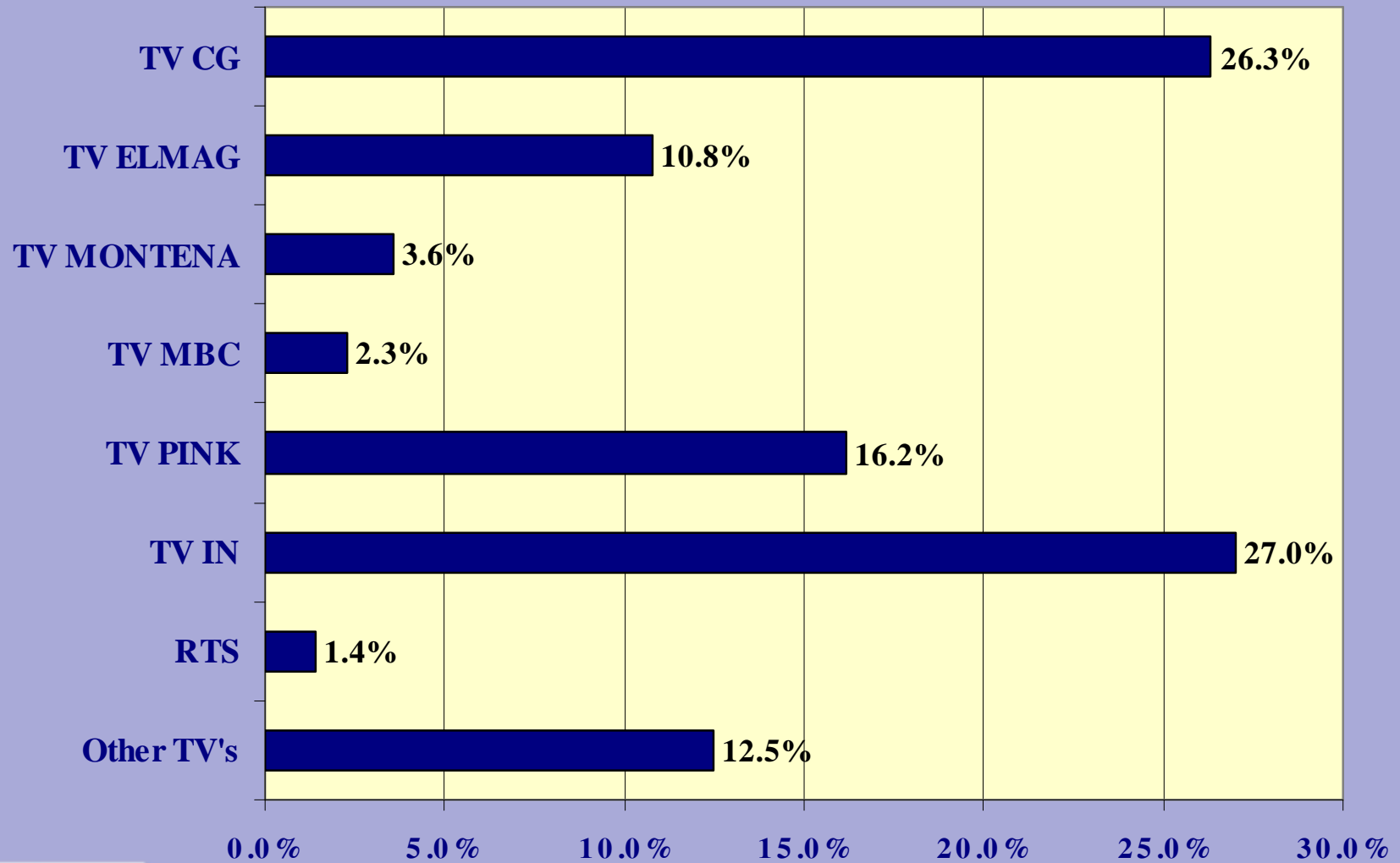
Electoral preference	Position (%)			
	Yes, I'm sure they will	I believe they will	I don't believe	No, I'm sure they won't
Ruling parties' supporters	32.5	56.0	5.2	6.3
Opposition parties' supporters	7.3	48.9	26.8	17.0
Swing voters and abstainers	16.0	51.1	18.2	14.6

$X^2 = 125.371$; $p < 0.01$

ELECTORAL PREFERENCE



CONFIDENCE IN TVs



CONFIDENCE IN TVs - TREND -

TV stations	Jan. 05. %	May 05. %	Sept. 05. %	Dec. 05. %	Jun 06. %	Sept. 06. %	Feb 07. %
TV CG	27.4	26.4	27.4	25.6	29.0	28.5	26.3
TV ELMAG	10.2	13.2	12.9	9.8	13.7	16.0	10.8
TV MONTENA	5.7	5.7	7.9	6.0	4.7	3.5	3.6
TV MBC	3.6	3.9	2.8	2.6	2.1	2.8	2.3
TV PINK	26.3	19.4	21.0	21.8	13.3	13.6	16.2
TV IN	19.3	22.4	22.5	22.7	28.7	23.8	27.0
ATLAS TV	-	-	-	-	2.3	-	-
RTS	6.5	1.5	1.9	2.7	1.6	2.0	1.4
Other TV's	1.0	7.5	3.7	8.9	4.7	9.9	12.5
	N = 722	N = 765	N = 698	N = 737	N = 701	N = 745	N = 779

CONFIDENCE IN TVs IN PODGORICA - TREND -

TV stations	Jan. 05. %	May 05. %	Sept. 05. %	Dec. 05. %	Jun 06. %	Sept. 06. %	Feb. 07. %
TV CG	26.6	26.0	29.5	24.2	24.2	29.8	24.5
TV ELMAG	11.8	17.2	11.4	13.0	15.8	13.5	11.4
TV MONTENA	13.9	11.0	16.4	12.4	7.4	7.7	7.3
TV MBC	2.5	4.0	3.0	1.8	2.1	4.3	1.1
TV PINK	18.1	16.3	17.7	22.5	11.1	11.5	16.7
TV IN	18.6	17.4	20.5	22.4	35.8	27.4	32.2
ATLAS TV	-	-	-	-	2.6	-	-
RTS	7.6	0.5	-	0.5	-	-	0.6
Other TV's	0.8	7.5	1.5	3.2	1.1	5.8	6.1
	N = 237	N = 249	N = 222	N = 229	N = 190	N = 208	N = 220

CONFIDENCE IN RADIO - TREND -

Radio stations	Jan. 05. %	May 05. %	Sept. 05. %	Dec. 05. %	Jun 06. %	Sept. 06. %	Feb. 07. %
Radio Crne Gore	24.4	24.5	30.5	28.6	30.3	28.8	22.2
Radio Elmag	23.7	23.5	25.2	22.8	23.4	25.1	20.3
Radio D	7.6	6.0	5.4	8.4	8.6	4.9	11.0
Antena M	4.3	5.3	6.2	3.6	6.3	5.1	5.5
Radio Montena	4.5	4.1	4.9	2.5	2.0	4.2	2.6
Radio Svetigora	3.6	1.5	1.5	1.9	1.4	2.2	2.1
Radio Free Europe	2.8	1.5	0.9	0.6	0.6	0.5	1.9
Local radio stations	23.1	30.3	17.2	22.9	19.3	17.0	25.8
Other radio stations	5.9	3.2	8.3	8.9	8.2	12.1	8.6
	N = 577	N = 571	N = 542	N = 580	N = 512	N = 546	N = 581

CONFIDENCE IN RADIO PODGORICA - TREND -

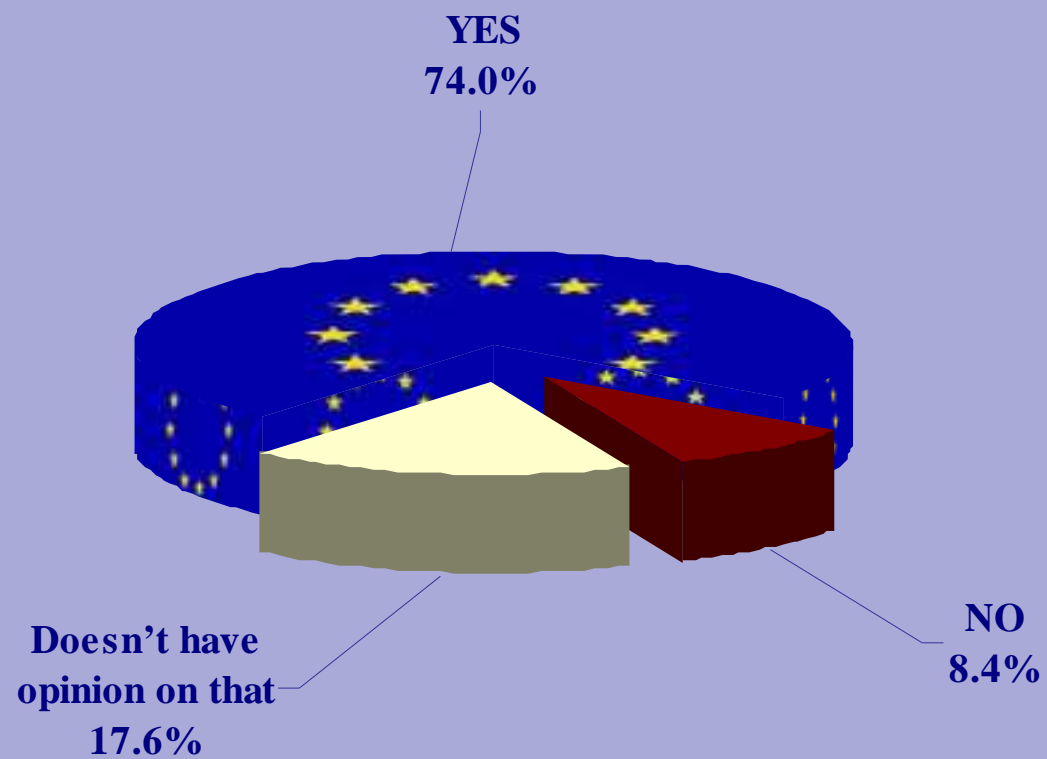
Radio stations	Jan. 05. %	May 05. %	Sept. 05. %	Dec. 05. %	June 06. %	Sept. 06. %	Feb. 07. %
Radio Crne Gore	27.4	23.6	33.8	31.1	30.5	32.0	23.4
Radio Elmag	18.8	18.3	18.6	19.5	17.9	21.1	12.6
Radio D	20.4	17.8	16.0	20.7	22.5	17.0	27.9
Antena M	9.7	12.0	10.8	7.0	13.2	10.9	8.7
Radio Montena	6.5	5.2	7.0	6.6	2.0	7.5	3.4
Radio Svetigora	2.2	1.0	0.5	0.4	-	0.7	0.5
Radio Free Europe	1.6	2.1	-	0.9	-	-	2.2
Local radio stations	6.5	14.7	0.5	11.6	4.0	2.7	9.8
Other radio stations	7.0	5.2	12.8	2.2	9.9	8.2	11.5
	N = 186	N = 191	N = 168	N = 178	N = 151	N = 147	N = 161

CONFIDENCE IN DAILY NEWSPAPERS

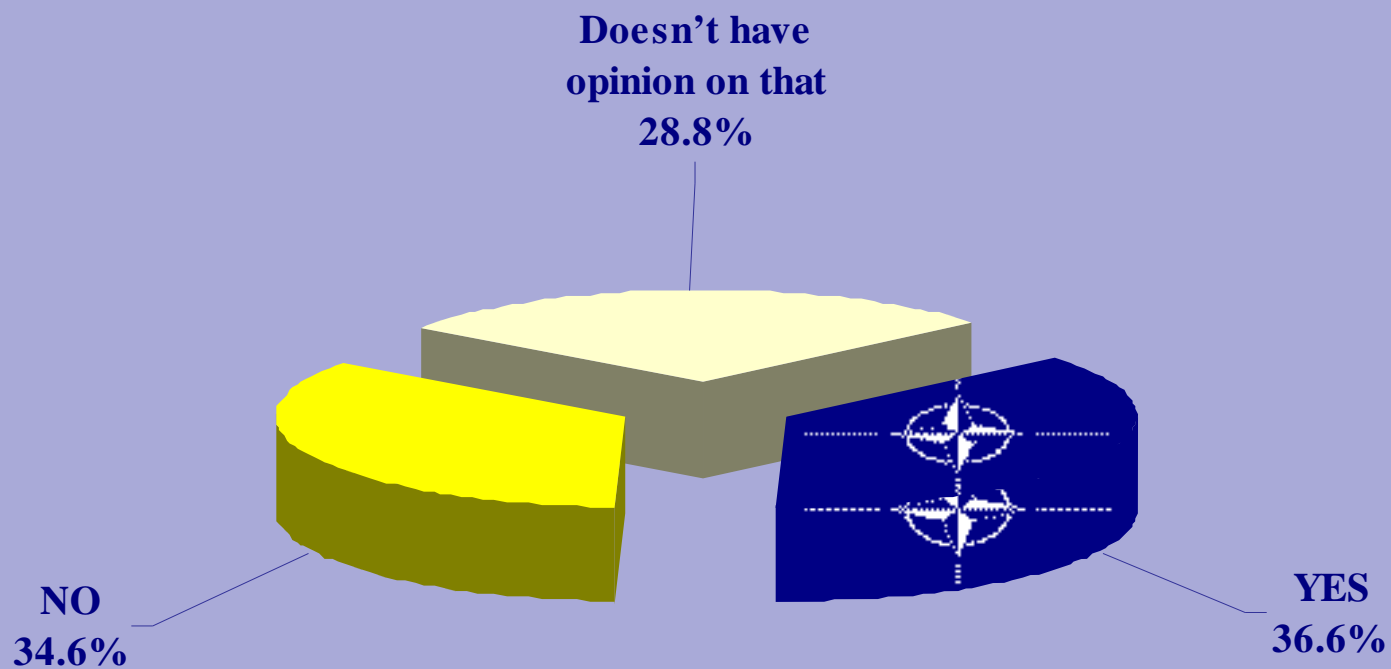
- TREND -

Dailies	Jan. 05. %	May 05. %	Sept. 05. %	Dec. 05. %	June 06. %	Sept. 06. %	Feb. 07. %
POBJEDA	14.2	12.6	15.3	15.6	13.0	12.6	14.1
VIJESTI	41.8	41.3	41.5	43.9	46.7	47.9	44.0
DAN	31.9	33.4	34.1	27.8	31.9	33.0	35.1
REPUBLIKA	1.1	1.0	1.1	0.4	1.6	1.4	0.7
POLITIKA	1.4	0.9	0.4	2.5	0.9	1.0	0.7
VEČERNJE NOVOSTI	5.8	6.8	5.6	7.0	5.3	3.3	2.2
BLIC	0.6	1.1	0.9	0.5	-	-	0.1
OTHER DAILIES	3.4	2.9	1.1	2.2	0.6	0.7	3.0
	<i>N = 656</i>	<i>N = 704</i>	<i>N = 677</i>	<i>N = 666</i>	<i>N = 640</i>	<i>N = 693</i>	<i>N = 689</i>

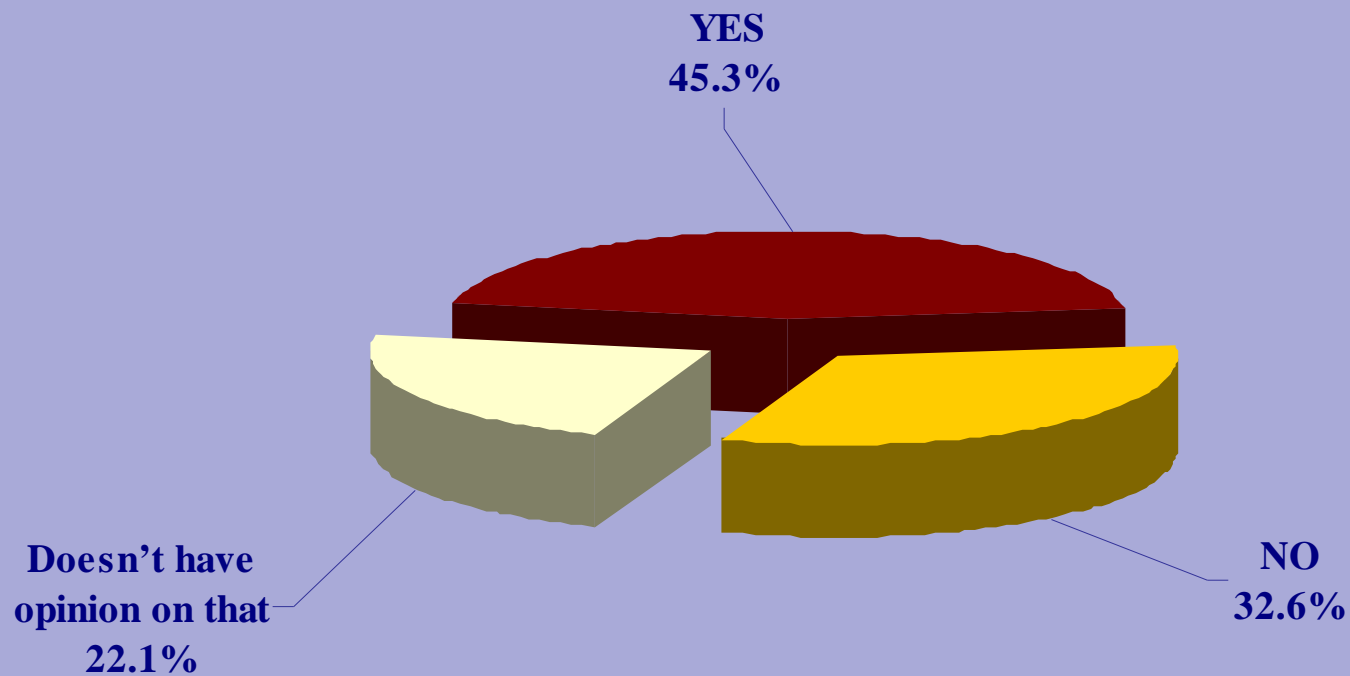
MEMBERSHIP IN EUROPEAN UNION







MEMBERSHIP IN NATO



COOPERATION WITH THE HAGUE TRIBUNAL



MONTENEGRIN ALLIES IN AREA OF FOREIGN POLICY

		Positions			
		Absolutely not	Little bit	Yes, significantly	Absolutely
EU		16.5	21.3	35.2	27.1
USA		42.0	27.5	18.9	11.6
RUSSIA		30.6	36.6	16.2	16.6
SERBIA		29.2	20.9	13.5	36.4

NOTICE: 20.5% of interviewees thinks that Montenegro shouldn't rely on nobody especially in area of foreign politics